

Internet Safety for Kids - A Presentation for Adults

This month, we are pleased to present an "adult" presentation - how parents can protect their kids from undesirable solicitation over the Internet. Doug Spindler will be presenting this vitally important course aimed at informing parents about risks to children for unattended Internet access and what can be done to protect them. Included will be information on monitoring and blocking software, definitions of who is most "at risk", additional advice for parents.



Internet Safety for Kids

A presentation for adults



Laura Chappell,
Courseware Author

Supplemental materials are available on-line at their Web site www.packet-level.com/kids to educate yourselves and the community on the issue of Internet predators and methods to protect our children.

Be advised that there is specific case information on actual incidents and sample predatory chat sessions in this presentation which may be unsuitable for younger children. For this reason, it is advised that children do not attend.

This presentation was developed to provide awareness on Internet safety issues. See this presentation to be an aware and informed adult.

Raffle!



This month, get the ultimate in mousing convenience, the Microsoft Wireless Intellimouse Explorer. Hey, forget those ordinary wireless mouses - this one has optical technology that works on any surface, two extra programmable buttons on the side, battery-saving technology, and the scroll wheel tilts for side-scrolling in those oversized Web pages and huge spreadsheets. It's YOURS for the price of a raffle ticket!

Tickets are **\$5** each, available at the back of the hall.

What's Inside:

Newsletter Information 2	Map to PCC Clubhouse 3	SIG Meeting Info 9
PC Community Officers 2	Map to Main Meeting 3	Tip: How to Remove Startup Items ... 9
About PC Community 2	President's Podium 4	Main Meeting Highlights 10
PCC Announcements 3	Review: iGo Everywhere 5	Executive Meeting Highlights 10
Products for Review 3	Door Prizes 8	Club Events Calendar 12



EDITOR
Elsie Smith
lcms@pacbell.net

Assistant Editor: Jan Fagerholm
 Online Editor: Diane George
 Printing Manager: Tom Smith
 Staff: Richard Churchill, Ruth Churchill, Charles Dumm, Bayle Emlein, Jan Fagerholm, Bruce Hevelin, Bob Kyle, Elsie Smith and Tom Smith.
 Contributors: Bayle Emlein, Jan Fagerholm, Diane George, Bruce Hevelin and Elsie Smith.

Deadline: Copy must be submitted no later than the second Saturday prior to the main meeting. Check the newsletter calendar for the date. Submissions should be made by e-mail to the editor, **lcms@pacbell.net**. Advertising rates are available from the editor.

Contents © 2006 PC Community, except as noted. Permission for reproduction in whole or in part is granted to other computer user groups for internal, non-profit use, provided credit is given to PC Community and to the authors of the material.



Adobe PageMaker 7.01 is used to publish PCC News

PCC Officers and Staff

- President — Bruce Hevelin**
bruce-h@mindspring.com (510) 489-7216
- Executive Vice President — Bob Kyle**
aebkhuv@comcast.net (510) 786-2748
- Treasurer — Tom Smith**
smith-tf@pacbell.net (510) 887-4038
- Secretary — Bayle Emlein**
pcc@ix.netcom.com (510) 652-1726
- VP Marketing & Emcee — Chuck Horner**
churck@comcast.net (510) 887-4123
- VP Membership — Jan Fagerholm**
pcc4me@netscape.net (510) 652-1726
- VP Newsletter — Elsie Smith**
lcms@pacbell.net (510) 887-4038
- VP Programs — Bruce Hevelin**
bruce-h@mindspring.com (510) 489-7216
- VP Special Projects — Bayle Emlein**
pcc@ix.netcom.com (510) 652-1726
- Webmaster — Diane George**
digeorge@sbcglobal.net (510) 538-2449
- APCUG Representative — Bayle Emlein**
pcc@ix.netcom.com (510) 652-1726
- Network Coordinator — Paul Cooper**
paulc2553@comcast.net (510) 733-2613
- Projector Coordinator — Jan Fagerholm**
pcc4me@netscape.net (510) 652-1726

PC Community is a computer users group for people who wish to expand their knowledge and experience of personal computers and software. This is accomplished through monthly general meetings of the full membership where major industry vendors present information, and through smaller focus groups (Special Interest Groups, or SIGs) where members meet to share common computer interests. The group's monthly Main Meeting takes place at CSUEB, Hayward, CA in Room 2002 of Meiklejohn Hall at 7:30 p.m. on the first Friday of each month. Special Interest Groups meet at other locations and times throughout the month.

PC Community is dedicated to community service, providing enabling technology to people with special needs, working with local school districts to obtain computer equipment, and working with other computer-oriented groups to help people extend their lives through computer technology.

PC Community has a home page on the Internet at **www.pcc.org**. Information is online, there are links to areas of interest, and links to Internet-active PC Community members.

Membership dues are \$30.00 per year. Seniors (65 and over), students, and additional family members are \$18.00 per year. Call 510-436-0799 for more information, or write to PC Community at the address on this page.



Thanks to **WeirdStuff** (www.weirdstuff.com) for donations for door prizes, raffle items and give-aways. PCC Members, show your badges for a 5% discount.



Thanks to **The Diamond Lane** (www.tdl.com) for providing an Internet account and Web server space for PCC's Web Site.



Thanks to PCC Member **Chris Yager**, ICEMAN Consulting Enterprises, Inc., for printing PCCNews.



PCC Announcements

Request a Product for Review

Software Items Now Available for Review

Deposits required for these products are fully refundable.

Product	List Price, for deposit
CyberLink PowerDirector 4	\$89.95
DVD Slide Show	\$49.99
ShowBiz DVD	\$99.99
Diskeeper 10 Professional Premier	\$99.95

If you are interested in reviewing a product, please contact Bruce Hevelin by email, by phone, or in person.
bruce-h@mindspring.com or 510-489-7216

O'Reilly - Books and Media


Review a Book: Review an O'Reilly book and get published in the PCC Newsletter and on the PCC Web Site. Find a book that interests you at www.oreilly.com or in O'Reilly's catalog and let me know so I can order it for you. PCC requires a deposit from you in the amount of the User Group price, a 30% discount. You have 60 days to complete the review, at which time the deposit is refunded and you keep the book.

Elsie Smith - PCC UG Representative to O'Reilly
lcms@pacbell.net or 510-887-4038



PCC Recycle Program is Back, Bigger and Better!

Your used **toner cartridges**, old **cell phones**, used **inkjet cartridges**, old **PDA's** and defunct **iPods** are valuable. Don't toss them in your trash to be used as landfill. They are worth something to PCC and other groups, either in the form of exchange or as discount on products at some local retailers. This not only helps PCC, but also helps our community. You can drop



any of these items off at our Clubhouse or at a Main Meeting. Do your part for PCC and your community! Keep the environment clean by taking a few extra moments to recycle these items with PCC.

contact:
Chuck Horner
churck@comcast.net
510-589-9677

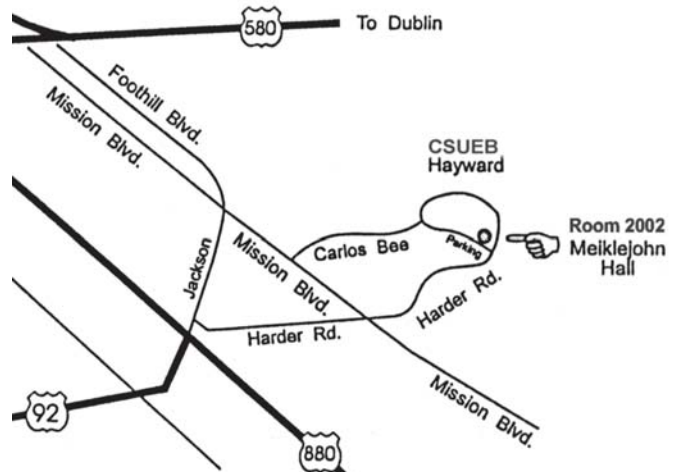
Directions to the PCC Main Meeting

From Dublin (580), take the Strobridge Exit, turn left on Castro Valley Blvd., then left on Foothill Blvd. (2nd light), and join Mission Blvd. southbound to Harder Road. Follow instructions below from Mission Blvd.

From Oakland (580) take Hayward Exit to Foothill Blvd., continue South until it joins Mission Blvd., Continue southbound to Harder Road. Follow instructions below from Mission Blvd.

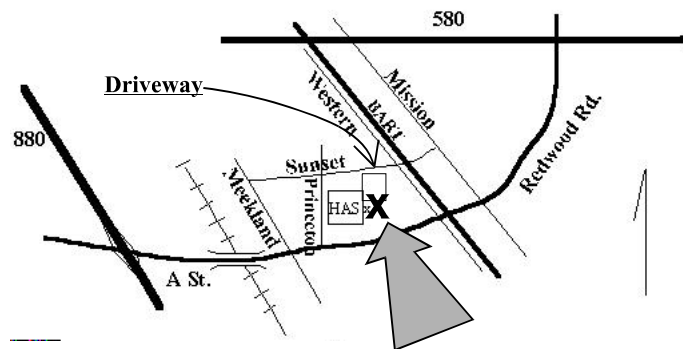
From 880, take Jackson St. (92) East, turn right at the 1st light east of 880 (Harder Road). Stay on Harder Road all the way up the hill to Cal State.

From Mission Blvd., take Harder Road eastbound up the steep hill. Near the top, Meiklejohn Hall is the first large building on the left. Parking is OK in the staff lot on your left. Follow the signs to room 2032.



Directions to The PCC Clubhouse

From 880: take the A St. exit East (toward the hills). Immediately after crossing the overpass, turn left at the light onto Princeton. Go straight ahead to Sunset Ave, then turn right. After half a block, turn right into the driveway where the playing field meets the parking lot. Drive all the way back past two fences. When facing the Gym, the clubhouse is on the left side.





President's Podium

Bruce Hevelin

bruce-h@mindspring.com

The people whom we are fortunate enough to have working at our clubhouse make wonderful efforts to get hardware working for the computers we will donate to our "customers." They work with what they receive, and try to get it to do what it originally did. Unfortunately, many people donate computers that have formatted hard drives, or have operating systems that have been corrupted. Anyway, we will format the hard drives before installing a new operating system. This makes it a bit difficult to get some of the hardware working, since many of the drivers are missing, or cannot easily be found on the hard drive. Most of the time the computers are received without "restore" CD's and without driver CD's.

Much time is spent going on-line trying to find drivers that will bring these downtrodden machines fully back to life, with video, sound, modems, and network cards all functioning properly. Recently, one of our volunteers asked me to make an announcement to all the people who come to our monthly meeting at Cal State University. He wanted to solicit everyone to bring in all the old driver CD's they may have around the house, gathering dust and cobwebs. I replied that there might be a way to contact the entire membership, in addition to bringing this up at the monthly meeting. This article is the result of that conversation.

We are asking for drivers that are no longer needed by you, which you would be willing to part with. Additionally, we are asking for copies of driver CD's for products that you are still using, and want to hang on to. We are wondering if you might be willing to burn copies of the driver CD's you do not wish to part with. The clubhouse would then give you a blank CD to replace each one you used to burn the duplicate copies for the clubhouse.

Another possibility is bringing the CD's to the clubhouse for us to copy, and then taking them back home with you.

We could then build a library of drivers for various hardware items, which would save us the time it would otherwise take to search for and download these drivers from the Internet. Also, there are some drivers that are simply very difficult to find on the Internet, and those would be especially helpful to the clubhouse gang. The items we are most interested in are drivers for modems and sound cards, with video card and network card drivers also highly prized.

If you are willing to contribute drivers to the clubhouse, please bring them to Andy or me at the clubhouse, or give them to me at the main meeting. If you have suggestions for improving this process, please give your suggestions to Andy or me, so we can best build a driver library that will greatly assist our clubhouse volunteers. This library will help to improve the turnaround time for filling applications for computers, reducing the delay between receiving a request and filling the request, so our used computers can find new homes as soon as possible.

On another topic, thanks to those people who have made suggestions on possible ways to save the club money. One thing that was suggested by several people was to send the newsletter out by email, saving printing and postal expenses. This is now being pursued as an optional decision for each individual member, so please think about whether or not you are willing to receive your newsletter by email. Hopefully, we will soon be in touch with most of you via email. Summer is fast approaching. Hope you have plans to enjoy the season.

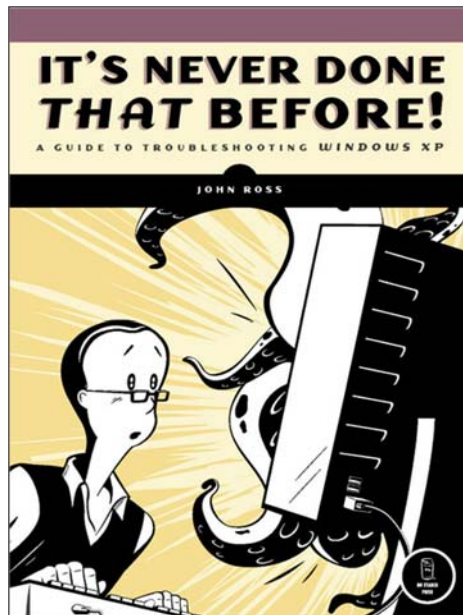
It's Never Done That Before! ***A Guide to Troubleshooting Windows XP*** **John Ross, Author**

It's Never Done That Before is a guide to Windows XP troubleshooting techniques, solving the most common problems in Windows XP, and finding and fixing more obscure ones. The book provides pointers to explanations of BIOS beep codes and blue screen errors, instructions for using the troubleshooting tools supplied with Windows XP such as Safe Mode and the Recovery Console, and advice for dealing with device drivers, the ROM BIOS, and the Windows Registry.

When Windows works properly, it's relatively easy to ignore; you can concentrate on the work you're trying to do and forget about the plumbing inside your computer. But when something goes wrong, it often requires an experienced guide to solve the problem and restore the computer to working condition. Everybody who uses Microsoft Windows eventually has to deal with cryptic error messages, frozen screens, and other more or less dramatic problems. Windows troubleshooting is the set of tools and techniques that can identify the source of a problem and find a solution.

It's Never Done That Before is a guide to Windows XP troubleshooting for people who don't spend their lives fixing computer problems. It includes basic troubleshooting techniques, specific instructions for solving the most common problems in Windows XP, and more general information for finding and fixing more obscure ones. It also provides pointers to explanations of BIOS beep codes and blue screen errors, instructions for using the troubleshooting tools supplied with Windows XP such as Safe Mode and the Recovery Console, and advice

for dealing with device drivers, the ROM BIOS, and the Windows Registry. Viruses, spyware, and Internet connection problems are all included, along with advice for getting the most out of the Microsoft Knowledge base and other online information resources, and dealing with help desks and technical support centers.



Safari Enabled

Whenever possible, our books are "Safari Enabled." This means you can access your book for free online for 45 days through the O'Reilly Safari Bookshelf. How do you know if your book is Safari Enabled? Turn your book over and look for the "Safari Enabled" logo on the bottom right of the page. If it's there, flip through the last couple pages of your book until you find directions for accessing your book online.

Get 30% off a single book or 35% off two or more books from O'Reilly, No Starch, Paraglyph, PC Publishing, Pragmatic Bookshelf, SitePoint, or Syngress books you purchase directly from O'Reilly. Just use code DSUG when ordering online or by phone 800-998-9938. Free ground shipping on orders \$29.95 or more in the US.

If, for any reason, you're not completely satisfied with your purchase, return it to us and get your money back. A return shipping label is included with every direct purchase, and directions are posted online in case you've misplaced it:

<http://www.oreilly.com/oreilly/cs/guarantee.csp>

Product Information:

It's Never Done That Before
A Guide to Troubleshooting Windows XP

John Ross, Author

First Edition, May 2006

No Starch Press

O'Reilly Media, Inc., Distributor

800-998-9938

www.oreilly.com

List Price: O'Reilly Media: \$29.95

(UG Price \$20.96 - Free Shipping)



iGo everywhere 130 Power Adapter

Power Everything You Own

by Jan Fagerholm, PCC Power Freak

The Bullet Points – The iGo everywhere 130 is a universal power adapter for laptops, PDAs, mobile phones, digital cameras, portable mp3 players and many other devices. It can use any AC (alternating current) or DC (direct current) power source and automatically adjust to supply DC power to a wide range of portable electronic devices. It can also power two devices at the same time.

What's in the box: the iGo power adapter, iGo DualPower Accessory cord, wall outlet cord, auto/air outlet cord, device input cord, power tips as specified in your order, carrying case, user guide.

The Article – Let's face it. When you bought that sleek new laptop, the picture you had in your mind was its slim, slender form factor – you did not think about that power brick that came with it: bulky, hefty, and cords dangling all over the place. And given laptop battery life, you need that power brick with you if you are out anywhere for more than a few hours. Same goes for your mobile phone; the power accessories that come with it outweigh the phone and are bulkier than the phone itself. And battery life being what it is, you need those power bricks if you go out anywhere for more than a day.

Or, you can (ta da!) use the iGo everywhere 130 power adaptor for all of these devices! The iGo can

plug into virtually any power source, AC or DC, home or abroad, and supply the correct power to virtually every portable electronic device you have.

While it's not as exciting as a new laptop or PDA, the iGo satisfies several pragmatic

problems that make it worthwhile. It has enough power to charge and run two devices at once, it can replace every power brick you own (or have lost), it will work on every device you own, and hey, it's even attractively styled (which is more than you can say about that black block that came with your laptop).

The iGo's talents reside in an attractive silver power brick with brains inside and a series of adapter tips that fit a wide range of portable electronic devices and tell the iGo what kind of power the device requires. In short, the iGo's power-in cord plugs into a wall socket or automotive-style lighter socket, the power-out cord plugs into an adapter tip, and the adapter tip plugs into your device. The adapter tip that fits your device tells the iGo the proper voltage and current to supply to the device.

Ever have your laptop and your mobile phone run out of batteries at the same time? Your covered. The iGo everywhere 130 is capable of powering two devices simultaneously. It comes with a second power-out cord that patches into the primary



*iGo power adapter
actual size*

Continued on page 7

iGo everywhere Power Adapter

Continued from page 6

power-out cord and then plugs into a second device. For example, you can charge your laptop and your mobile phone simultaneously.

On the technical side, the iGo everywhere 130 supplies up to a total of 130 watts peak output power with a minimum of 13.8 VDC (volts, direct current) input power (your average automobile 12VDC system) Input can be from 110-220 VAC (volts, alternating current) or from 12-30 VDC. The iGo is smart; plug it in to any of these sources and it will figure out the type and level of voltage. Similarly, the output voltage is determined by the tip you place on the output cord. The adapter tip tells the iGo power brick what voltage to send. If it fits your device, you will get the correct voltage.

My principle interest in the iGo is as a replacement to my iBook's compact but failure-prone power brick. An \$80 replacement from Apple, it is universally criticized by Apple customers on Apple's Web site for its short life span. The engineer in me says this is because of its tiny size and unventilated enclosure, which makes it decidedly warm to the touch when operating; running hot leads to short life span for electronic devices. Never mind the \$80 replacement cost – the failure rate is frequent enough that it makes me nervous about depending on the device at all.

The iGo is an elegant solution to several problems. Not only does it power the iBook, it also powers my Nokia phone and my portable USB hard drive, from a wall socket, from

my car, and from aircraft. In addition to the power outlets available from many airliner passenger seats, the iGo can also use the 24 VDC power used by many of the light aircraft that I fly. With adapter tips for every device that I use, I no longer have to carry three power adapters for the three devices that I count on.

For the purpose of this review, the iGo was used primarily on my iBook laptop computer, Archos Jukebox Recorder (portable hard drive and MP3 player), and my Nokia mobile phone. It allowed me to replace the three adapters I normally carry for these devices in my tote bag, weighing less and giving me

more room. The zippered soft carrying case included with the iGo easily holds the power adapter, the power-in and power-out cords, and the adapter tips for these devices. The power cords come with attached Velcro tie wraps to bundle them up. The carrying case is roomy enough to also hold a wireless optical mouse I use with the iBook and its VGA

external adapter, putting everything I use with the iBook in one place. This bundle weighs about 2 pounds and uses less room than the three adapters I used to carry.

Ultimately, the iGo's principle advantage is to those of us who commonly carry several portable electronic devices daily. Rather than carry all the power bricks for each device, you can just carry the iGo. Its ability

to power and charge two devices simultaneously make it more practical than any other single power supply. The iGo 130 everywhere is not the sexiest device in my tote bag, but it keeps all those other sexy devices in my tote bag running, and that makes them more dependable. Highly recommended.



Smart iTips - the tip tells the power adapter what voltage to send to your device.

Product Information:

iGo everywhere 130

Mobility Electronics, Inc.

17800 N. Perimeter Drive
Scottsdale, Arizona, 85255

888-205-0093

www.igo.com

street price: \$120

tips: \$10 each



Door Prizes

Congratulations to all the members who won door prizes at the Main Meeting!

New Member

Sandy Moniz ShowStoppers bag

General Drawing

ArcSoft photoBase Andrew Tews

Cell mate holder Joy Somerville

Business card writer CD-R Murray Cooper

DV Filmmaking, donated by O'Reilly, arranged by Elsie Smith Stan Sorensen

Don't Get Burned on eBay donated by O'Reilly, arranged by Elsie Smith Chuck Dormann

Down on the Farm Sally Holt

Expert Zone tee shirt Bob Kyle

InterVideo DVD Copy Jim Paulos

Linspire Linux Bob Sorensen

Microsoft internet keyboard Ruth Churchill

PC Computing Reference Series in magazine rack, courtesy of Luke Vivecek... PatrickO'Sullivan

Stash card..... Charles Scamahorn

Thumb drive lock Brian Mulvey

4 port hub Mac Lingo

Note pad Sherman May

Intel key fob Don Odle

Tee shirt Keith Sammons

Fund Raiser

Seagate 160GB External Hard Drive, USB 2.0, 7200 RPM, 2MB cache Ruth Churchill

Membership Badges

Your PCC badge will be ready soon, laminated to fit in your wallet when not being worn at a Main Meeting or at the Clubhouse. Remember, your badge is good at participating local vendors for price discounts. Show it at Weirdstuff for 5% off a purchase. Your badge also helps new members know who you are.

Pay Your Dues the Easy Way

Remember, you can always pay your dues by mail. Make a check payable to **PC Community** for the amount of **\$30** for regular membership, or **\$18** for associate, student or senior. Mail it to:

PC Community
P.O. Box 55513
Hayward, CA 94545-0513

Welcome! New PCC Members

New Members to PCC are:

Sandy Moniz

Mac Lingo

We hope you'll join us at the Main Meeting on May 5th. We also hope you will participate in the happenings at the Clubhouse and at the SIGs.

Please feel free to locate one of our Officers or SIG Leaders if you have any questions. See Page 2 for names of Officers and Page 9 for names of SIG Leaders.

Dues Expiring This Month!

The following members dues expire this month:

Richard Green

Bob Guiang

Sally Holt

Hardeep Luthra

Vandana Luthra

Ralph Morales

Paul J. Reimann

Kevin Smathers

Ken Young

Special Interest Group Meetings



Digital Photo

Mack Hossack - (510)278-5584
Mack-Ho-Ho@comcast.net
2nd Saturday after Main Meeting:10 am



Genealogy

Carl Webb - (510) 481-1321
cwebb76220@aol.com
Third Tuesday of the month:6:30pm



Del Parton - (510) 276-4292
delpa@pacbell.net
Saturday after Main Meeting:8pm



Jan Fagerholm - (510) 652-1726
pcc4me@netscape.net
Last Saturday of the month:2 pm



Bud Gallagher - (510) 522-5960
budgall@alamedanet.net
2nd Saturday of the month:9:30 am



Chuck Horner - (510) 589-9677
churck@comcast.net
2nd Monday of the month:7:30 pm



Dan Dolgin - (510)-895-8845
dandolgin7@comcast.net
3rd Saturday of the month:7:30 pm
<http://www.pcc.org/pocketpc>



Will Bierman - (510) 436-0799
wbierman@pacbell.net
4th Friday of the month: 6:00 pm
<http://63.204.18.115>

**Room for more
SIGs here-
start one!**

Computing Tips:

How to Remove Startup Items

The major problem with getting rid of startup items is that they can be in four different places on your PC. The easiest place to find and remove startup applications is in Windows' Startup folder. From the Start menu, select Programs (All Programs in Windows XP) and find the Startup folder. Delete anything that doesn't absolutely need to run automatically all the time. Firewall and antivirus applications are two of the very few types of programs that should always be running on your PC. Not all vendors are up front enough to place their applications in the Startup folder, however. Use Windows' System Configuration Utility to remove hidden startup applications. From the Run prompt (in the Start menu) type msconfig and click OK. Select the Startup tab to check out what other apps are launching at boot up. Uncheck anything nonessential. Many processes and programs have cryptic or obscure names. It may be difficult to tell which program is which when you're trying to remove them. (MSN Messenger, for instance, appears as "msmsgs.") Remove programs from the startup list with caution. When in doubt, search the Web to find out what a particular process is supposed to do. If the offending program isn't in there, try going into My Computer, double-clicking your hard drive, then choosing

Documents and Settings, All Users, Start menu, Programs, and Startup. If you still haven't found the program, it's time to check your Registry. Open the Registry Editor by going to the Start menu, choosing Run, typing regedit and pressing ENTER. (NOTE: Use caution whenever you edit your Registry. Some tips in the following articles involve editing the Registry, a critical file in your OS. Always back up your system before making any Registry changes. Registry errors may render your computer unusable, so tips involving Registry changes are for more advanced users.) Now click the little plus sign (+) next to HKEY_CURRENT_USER. Scroll down and click Software, then Microsoft, then Windows, then CurrentVersion, then Run. Scroll through the panel on the right. One line should show the file name of the offending program. Scroll back to the left, click the beginning of the line and press Delete. Still looking? There's one more place to check. Go up to HKEY_LOCAL_MACHINE, then choose Software, Microsoft, Windows, CurrentVersion, and Run. That's the last place a startup program might be hiding. Finally, close the Registry Editor and restart your computer. The program will no longer run at startup.

Reprinted with permission from *Smart Computing*. Visit <http://www.smartcomputing.com/groups> to see what *Smart Computing* can do for you and your user group.



Secretary — Bayle Emlein
pcc@ix.netcom.com



Treasurer — Tom Smith
smith-tf@pacbell.net

PCC Main and Executive Meeting Highlights

Main Meeting Highlights

May 5, 2006

The meeting was called to order at 7:43 p.m by Master of Ceremonies Chuck Horner. He acknowledged Harold Smith's consistency in managing the raffle and drawing tickets meeting after meeting. Chuck also thanked Chris Yager both for printing the newsletter and for bringing refreshments.

SIG Announcements:

The Hardware SIG will not meet this month.* Reminder: the New User SIG meets at the Calvary Baptist Church from now on (28924 Ruus Road, Hayward CA).

Acknowledgements:

President Bruce Hevelin presented Certificates of Appreciation to people who have served PCC: Bud Gallagher for his service as President of PC Community in 2005; John Yamada, for his service as Treasurer 2004 and in 2005, and Will Bierman for his service as VP of Membership in 2004 and in 2005. Ron Ring and Sid Jordan were also acknowledged for their efforts and will receive their certificates soon.

Presentation:

Smart Computing, with Luke Vavricek

The main purpose of Luke's presentation was to educate attendees on how to use the Smart Computing website. The website adds value to the print publications of the Smart Computing group.

Luke explored the www.smartcomputing.com site in depth. A subscription to any of the 5 Smart Computing magazines gives a subscriber to online archives for all of them. The online version of the magazines contain articles that did not fit into the print version and additional topics, such as Linux, that do not have a general audience. PDF versions are available as well as the web-based articles. A user-to-user Q&A board is available for subscribers to post questions and answers. The Tech Support Center web pages and the Solutions Knowledge Base offer searchable self-help tools in plain English. The 800 tech support line ends in Lincoln, Nebraska and is staffed by English-speaking staff.

When subscribing to a Smart Computing magazine, start at the User Group page. Each subscription entered there is counted towards free subscriptions for the user group. These can be used as door prizes or otherwise as the group sees fit.

Other Announcements:

Chuck offered the opportunity for people to volunteer and help kids learn at the Eden Computer Clubhouse.

The meeting was adjourned at 9:38 pm. The next meeting will start at 7:30 pm on Friday, June 2, 2006.

*By the time you read this, the date will be long past. Sorry if you showed up. This is a good reminder to check each month to be sure any SIG will be held at its usual time and place. The website is more up-to-date than the newsletter.

Executive Committee Meeting Highlights

April 22, 2006

The meeting was called to order at 2:12 pm by President Bruce Hevelin. There were several suggestions to correct or improve the March minutes. It was noted that inclusion of personal details is not always appropriate. Also, the motion to re-instate funding for refreshments at SIGs was clarified: "Del Parton came before the EC requesting that the SIGs need to be supported by the Club. Also, that the reimbursements of refreshments for all SIGs, up to \$2.00 per head, be reinstated. Motion was made to return to prior policy. Motion passed."

Members present: Bayle Emlein, Jan Fagerholm, Diane George, Bruce Hevelin, Chuck Horner, Elsie Smith, Tom Smith. Absent: Bob Kyle.

President's Report - Bruce Hevelin: Nothing special to report. Issues will be handled under the appropriate headings below.

Clubhouse Report: Bruce reports that the Clubhouse has no issues other than people who have requested

Continued on page 11

Executive Committee Highlights

Continued from page 10

donated computers do not always pick up their computers when they are ready. These computers are being donated to new requesters as people come in.

Hayward Adult School reports no closings in April or May, but recheck in May about the Memorial Day.

Executive Vice President - Bob Kyle: Not present, no report.

Treasurer - Tom Smith Tom reported that as of April 22, 2006, the checking account balance was \$1038.85. The savings account balance was \$890.75, and the CD certificate was valued at \$3,163.62 for a total of \$6,915.09.

Secretary - Bayle Emlein: No problems or issues to report. It was suggested that the procedure for amending and submitting final minutes be amended. A draft of the EC minutes will be sent out by the end of the day after the meeting. EC members will submit changes to the Secretary within one week of the meeting. The Secretary will forward the minutes to the VP Newsletter. It is anticipated that this procedure will reduce confusion and the need for later clarifications.

VP Marketing - Chuck Horner: Chuck reported that the cost for a table at the Hayward Street Parties (aka Chamber of Commerce Street Fair) is \$120 for all four months—June, July, August, and September, 6 to 9 p.m. on the 3rd Thursday. It was moved and seconded that PCC participate in all 4 Hayward Street Parties. Chuck will work on scheduling PCC members to staff the booth.

VP Membership - Jan Fagerholm: Membership is currently 149. There were four renewals this month. We have two new members so far in April.

Elsie has been reporting the expiring members as based on the latest online database available to her.

VP Newsletter - Elsie Smith: The deadline for submissions for the June newsletter is Saturday, May 20th, at midnight. June newsletter assembly: Sunday, May 28 at 8:00 P.M. at the Smith's. Members are welcome to attend the newsletter assembly. July newsletter deadline: Saturday, June 24 at midnight.

Elsie would like to include more graphics in the newsletter. Submissions are welcome Before sending a file to her, please print it out to check that the quality is high enough that can be refined to look good both on the web and in print.

Elsie is working with Chris Yager so that he can take over printing the newsletter. He stepped into the gap created when our previous printer did not come through last

month, and Chris provided excellent service. It was moved and seconded to give Chris Yager the job of printing PCC News as of April 2006. He is currently expanding the printing segment of his business, ICEMAN Consulting Enterprises, Inc.

VP Programs - Bruce Hevelin: SmartComputing will present in May. They will talk about their magazines and their website.

VP Special Projects - Bayle Emlein: Bruce, Bayle, and Nile met and finalized an agreement between PCC and Livermore Rotary. Nile expressed a positive evaluation of the terms and a corrected original was e-mailed to him for signature by Rotary officer with authority to sign. The Clubhouse has received a new order of Win 2000 licenses.

Webmaster - Diane George: No problems or issues to report.

Chuck reported unsolicited high praise for the PCC website from the leader of the PacITPros user group.

Calendar: Diane circulated the April and May calendars for correction. She will not be here for the next EC meeting.

Fund Raiser: Diane will look for an appropriate item and report it to the VP Newsletter in time for publication.

Old Business: Chuck is going to research the prices for several formats for the informational business card he is developing. He would like to include a statement about the Clubhouse's refurbishing activities. He is taking on the development of a brochure and flier.

PCC dues have been the same for at least seven years. The EC is considering updating the PCC dues structure and is looking into the range of practices—services and payment options—used by similar groups.

New Business: Bruce asked about updating the Mentor list. Members willing to be mentors are invited to volunteer their topic of expertise. Talk to an EC member if you are willing to field information requests in your field from fellow PCC members.

The San Francisco Network Technology Administrators' User (PacITPro) user group leader would like to work with PCC. They often come across companies who have upgraded and have recyclable technology. Crosslinking sites and presentations could benefit both groups. They also have information about a network safety program.

The meeting was adjourned at 3:45 p.m.

Date and Time of Next Meeting: Saturday, May 20 at 2 pm, 28924 Ruus Road, Hayward.



June 2006

Sunday Monday Tuesday Wednesday Thursday Friday Saturday

Check the calendar at www.pcc.org for up-to-date information!		See Page 9 for SIG Meeting information. → = Held at Clubhouse		1	2 7:30 pm Main Meeting	3 → 10 am-4 pm Clubhouse Open → 11 am-Clubhouse Cookout 8 pm-Hardware SIG	
4	5	6 → 6 pm-9 pm Clubhouse Open	7	8	9 → 10 am-4 pm Clubhouse Open 9:30 am-New Users SIG 10 am-Digital Photo SIG	10	
11	12 7:30 pm-Palm SIG	13	14  → 6 pm-9 pm Clubhouse Open	15	16 → Clubhouse Closed	17 7:30 pm-Mobile Computing SIG	
 Father's Day		19 6:30 pm-Genealogy SIG	20 → 6 pm-9 pm Clubhouse Open	21	22 6 pm-Win XP Pro/ Win 2K3 SIG	23 → 10 am-4 pm Clubhouse Open 2 pm-Exec. Committee Mtg. 2 pm-Linux SIG Newsletter Deadline!	24
25	26	27 → 6 pm-9 pm Clubhouse Open	28	29	30		

The July 2006 Main Meeting will be at California State University, East Bay, Hayward CA, on July 7th, 2006 at 7:30 pm.
The deadline for the July Newsletter submissions is Saturday, June, 24th, 2006. Newsletter Assembly is Sunday, July 2nd, 2006.

PCC NEWS www.pcc.org

PC Community
P.O. Box 55513
Hayward, CA 94545-0513

